

REMINGTONS

REMINGTON 1

Two staves of musical notation for Remington 1. The first staff contains a sequence of notes: G4, F4, E4, D4, C4, B3, A3, G3. The second staff contains a sequence of notes: G4, F4, E4, D4, C4, B3, A3, G3.

REMINGTON 2

Two staves of musical notation for Remington 2. The first staff contains a sequence of notes: G4, F4, E4, D4, C4, B3, A3, G3. The second staff contains a sequence of notes: G4, F4, E4, D4, C4, B3, A3, G3.

REMINGTON 3

Two staves of musical notation for Remington 3. The first staff contains a sequence of notes: G4, F4, E4, D4, C4, B3, A3, G3. The second staff contains a sequence of notes: G4, F4, E4, D4, C4, B3, A3, G3.

REMINGTON 4

Two staves of musical notation for Remington 4. The first staff contains a sequence of notes: G4, F4, E4, D4, C4, B3, A3, G3. The second staff contains a sequence of notes: G4, F4, E4, D4, C4, B3, A3, G3.

REMINGTON 5

Two staves of musical notation for Remington 5. The first staff contains a sequence of notes: G4, F4, E4, D4, C4, B3, A3, G3. The second staff contains a sequence of notes: G4, F4, E4, D4, C4, B3, A3, G3.

REMINGTON 6

Two staves of musical notation for Remington 6. The first staff contains a sequence of notes: G4, F4, E4, D4, C4, B3, A3, G3. The second staff contains a sequence of notes: G4, F4, E4, D4, C4, B3, A3, G3.

Trumpet
Clarinet
Euph T.C.

TRAMPOLINES

Learn with tonguing first, then slurs

Charlie Nesmith
TheFlyingBaton.com

TRAMPOLINE 1

Two staves of musical notation for Trampoline 1. The first staff is in treble clef with a key signature of one flat (Bb) and a 4/4 time signature. It contains two measures of music: the first measure has a quarter note G4, a quarter note A4, a quarter note Bb4, and a quarter note C5; the second measure has a quarter rest, a quarter rest, a quarter note Bb4, and a quarter note C5. The second staff is in bass clef with a key signature of one flat and a 4/4 time signature. It contains two measures: the first measure has a quarter note G3, a quarter note A3, a quarter note Bb3, and a quarter note C4; the second measure has a quarter rest, a quarter rest, a quarter note Bb3, and a quarter note C4.

TRAMPOLINE 2

Two staves of musical notation for Trampoline 2. The first staff is in treble clef with a key signature of one flat and a 4/4 time signature. It contains two measures: the first measure has a quarter note G4, a quarter note A4, a quarter note Bb4, and a quarter note C5; the second measure has a quarter rest, a quarter rest, a quarter note Bb4, and a quarter note C5. The second staff is in bass clef with a key signature of one flat and a 4/4 time signature. It contains two measures: the first measure has a quarter note G3, a quarter note A3, a quarter note Bb3, and a quarter note C4; the second measure has a quarter rest, a quarter rest, a quarter note Bb3, and a quarter note C4.

TRAMPOLINE 3

Two staves of musical notation for Trampoline 3. The first staff is in treble clef with a key signature of one flat and a 4/4 time signature. It contains two measures: the first measure has a quarter note G4, a quarter note A4, a quarter note Bb4, and a quarter note C5; the second measure has a quarter rest, a quarter rest, a quarter note Bb4, and a quarter note C5. The second staff is in bass clef with a key signature of one flat and a 4/4 time signature. It contains two measures: the first measure has a quarter note G3, a quarter note A3, a quarter note Bb3, and a quarter note C4; the second measure has a quarter rest, a quarter rest, a quarter note Bb3, and a quarter note C4.

TRAMPOLINE 4

Two staves of musical notation for Trampoline 4. The first staff is in treble clef with a key signature of one flat and a 4/4 time signature. It contains two measures: the first measure has a quarter note G4, a quarter note A4, a quarter note Bb4, and a quarter note C5; the second measure has a quarter rest, a quarter rest, a quarter note Bb4, and a quarter note C5. The second staff is in bass clef with a key signature of one flat and a 4/4 time signature. It contains two measures: the first measure has a quarter note G3, a quarter note A3, a quarter note Bb3, and a quarter note C4; the second measure has a quarter rest, a quarter rest, a quarter note Bb3, and a quarter note C4.

TRAMPOLINE 5

Musical notation for Trampoline 5, consisting of two staves. The first staff is in treble clef and the second in bass clef. The music features eighth and sixteenth notes with various rests and accidentals.

TRAMPOLINE 6

Musical notation for Trampoline 6, consisting of two staves. The first staff is in treble clef and the second in bass clef. The music features eighth and sixteenth notes with various rests and accidentals.

TRAMPOLINE 7

Musical notation for Trampoline 7, consisting of two staves. The first staff is in treble clef and the second in bass clef. The music features eighth and sixteenth notes with various rests and accidentals.

TRAMPOLINE 8

Musical notation for Trampoline 8, consisting of two staves. The first staff is in treble clef and the second in bass clef. The music features eighth and sixteenth notes with various rests and accidentals.

TRAMPOLINE 9

Musical notation for Trampoline 9, consisting of two staves. The first staff is in treble clef and the second in bass clef. The music features eighth and sixteenth notes with various rests and accidentals.

ONE OCTAVE SCALES

Charlie Nesmith
TheFlyingBaton.com

1. G Major (Concert F)



2. C Major (Concert Bb)



3. F Major (Concert Eb)



4. Bb Major (Concert Ab)



5. Eb Major (Concert Db)



6. D Major (Concert C)



7. A Major (Concert G)




ONE OCTAVE SCALES

Charlie Nesmith
TheFlyingBaton.com


1. G Major (Concert F)



2. C Major (Concert Bb)




3. F Major (Concert Eb)




4. Bb Major (Concert Ab)




5. Eb Major (Concert Db)



6. D Major (Concert C)



7. A Major (Concert G)



CHROMATIC STUDIES

CHROMATIC STUDY #1



CHROMATIC STUDY #2



CHROMATIC STUDY #3 - ONE OCTAVE CONCERT B-FLAT CHROMATIC




CHROMATIC STUDY #4



CHROMATIC STUDY #5



CHROMATIC STUDY #6 - ONE OCTAVE CONCERT F CHROMATIC (LOW)



CHROMATIC STUDY #7

Musical notation for Chromatic Study #7, consisting of a single staff with a treble clef. The melody is a chromatic scale starting on G4, moving up to D5, then down to G4, with a final quarter rest. The notes are: G4, A4, Bb4, B4, C5, B4, A4, G4.

CHROMATIC STUDY #8

Musical notation for Chromatic Study #8, consisting of a single staff with a treble clef. The melody is a chromatic scale starting on G4, moving up to D5, then down to G4, with a final quarter rest. The notes are: G4, A4, Bb4, B4, C5, B4, A4, G4.

CHROMATIC STUDY #9 - ONE OCTAVE CONCERT F CHROMATIC (HIGH)

Musical notation for Chromatic Study #9 (first staff), consisting of a single staff with a treble clef. The melody is a chromatic scale starting on F5, moving up to C6, then down to F5, with a final quarter rest. The notes are: F5, G5, Ab5, A5, B5, Ab5, G5, F5.

Musical notation for Chromatic Study #9 (second staff), consisting of a single staff with a treble clef. The melody is a chromatic scale starting on F5, moving up to C6, then down to F5, with a final quarter rest. The notes are: F5, G5, Ab5, A5, B5, Ab5, G5, F5.

CHROMATIC STUDY #10 - TWO OCTAVE CONCERT F CHROMATIC (HIGH)

Musical notation for Chromatic Study #10 (first staff), consisting of a single staff with a treble clef. The melody is a chromatic scale starting on F5, moving up to C6, then down to F5, with a final quarter rest. The notes are: F5, G5, Ab5, A5, B5, Ab5, G5, F5.

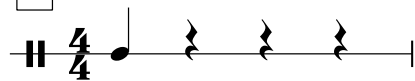
Musical notation for Chromatic Study #10 (second staff), consisting of a single staff with a treble clef. The melody is a chromatic scale starting on F5, moving up to C6, then down to F5, with a final quarter rest. The notes are: F5, G5, Ab5, A5, B5, Ab5, G5, F5.


Musical notation for Chromatic Study #10 (third staff), consisting of a single staff with a treble clef. The melody is a chromatic scale starting on F5, moving up to C6, then down to F5, with a final quarter rest. The notes are: F5, G5, Ab5, A5, B5, Ab5, G5, F5.

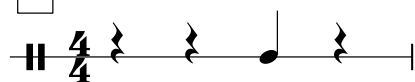
Rhythm Set #1

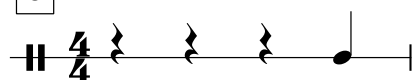
1
4/4 


2
4/4 

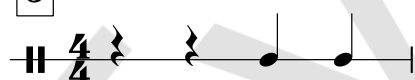
3
4/4 


4
4/4 

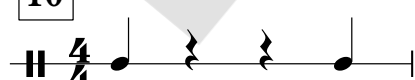
5
4/4 


6
4/4 

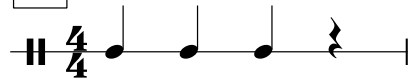
7
4/4 


8
4/4 

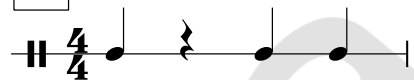
9
4/4 


10
4/4 

11
4/4 


12
4/4 


13
4/4 


14
4/4 

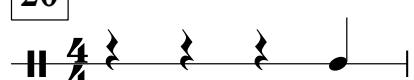
15
4/4 


16
4/4 

17
4/4 

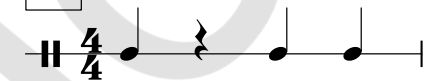
18
4/4 


19
4/4 

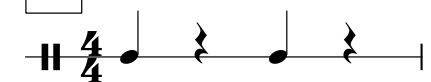
20
4/4 


21
4/4 


22
4/4 


23
4/4 


24
4/4 

25
4/4 

26
4/4 

27
4/4 

28
4/4 


29
4/4 


30
4/4 

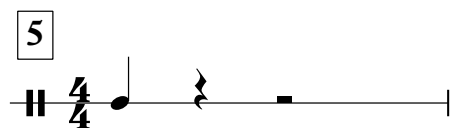
Rhythm Set #2


1 $\frac{4}{4}$ 

2 $\frac{4}{4}$ 

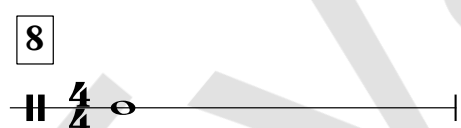
3 $\frac{4}{4}$ 

4 $\frac{4}{4}$ 

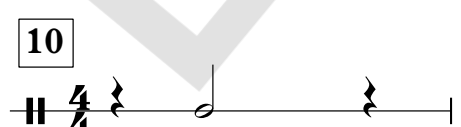
5 $\frac{4}{4}$ 

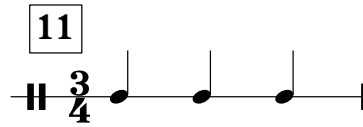
6 $\frac{4}{4}$ 

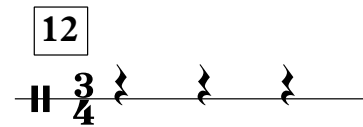
7 $\frac{4}{4}$ 

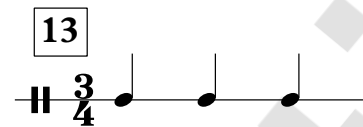
8 $\frac{4}{4}$ 

9 $\frac{4}{4}$ 

10 $\frac{4}{4}$ 

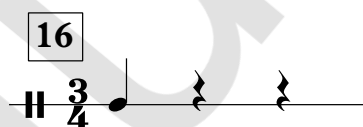
11 $\frac{3}{4}$ 

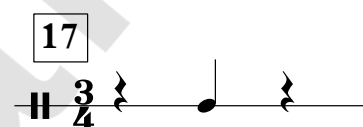
12 $\frac{3}{4}$ 

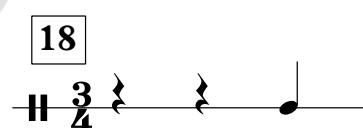
13 $\frac{3}{4}$ 

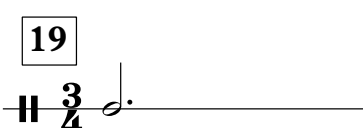
14 $\frac{3}{4}$ 

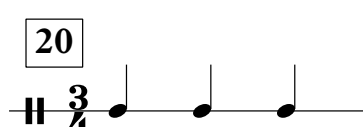
15 $\frac{3}{4}$ 

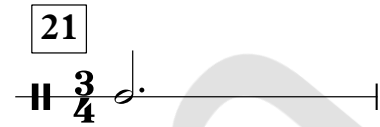
16 $\frac{3}{4}$ 

17 $\frac{3}{4}$ 

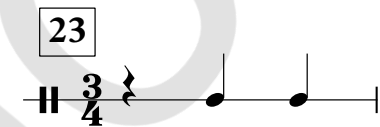
18 $\frac{3}{4}$ 

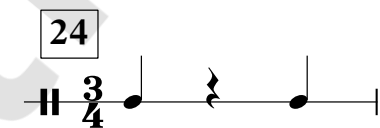
19 $\frac{3}{4}$ 


20 $\frac{3}{4}$ 


21 $\frac{3}{4}$ 


22 $\frac{3}{4}$ 


23 $\frac{3}{4}$ 

24 $\frac{3}{4}$ 

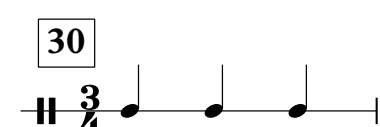
25 $\frac{3}{4}$ 

26 $\frac{3}{4}$ 

27 $\frac{3}{4}$ 

28 $\frac{3}{4}$ 

29 $\frac{3}{4}$ 

30 $\frac{3}{4}$ 

Rhythm Set #5

1 $\text{H } \frac{4}{4}$

2 $\text{H } \frac{4}{4}$

3 $\text{H } \frac{4}{4}$

4 $\text{H } \frac{4}{4}$

5 $\text{H } \frac{4}{4}$

6 $\text{H } \frac{4}{4}$

7 $\text{H } \frac{4}{4}$

8 $\text{H } \frac{4}{4}$

9 $\text{H } \frac{4}{4}$

10 $\text{H } \frac{4}{4}$

11 $\text{H } \frac{4}{4}$

12 $\text{H } \frac{4}{4}$

13 $\text{H } \frac{4}{4}$

14 $\text{H } \frac{4}{4}$

15 $\text{H } \frac{4}{4}$

16 $\text{H } \frac{4}{4}$

17 $\text{H } \frac{4}{4}$

18 $\text{H } \frac{4}{4}$

19 $\text{H } \frac{4}{4}$

20 $\text{H } \frac{4}{4}$

21 $\text{H } \frac{4}{4}$

22 $\text{H } \frac{4}{4}$

23 $\text{H } \frac{4}{4}$

24 $\text{H } \frac{4}{4}$

25 $\text{H } \frac{4}{4}$

26 $\text{H } \frac{4}{4}$

27 $\text{H } \frac{4}{4}$

28 $\text{H } \frac{4}{4}$

29 $\text{H } \frac{4}{4}$

30 $\text{H } \frac{4}{4}$

Rhythm Set #6

1	11	21
2	12	22
3	13	23
4	14	24
5	15	25
6	16	26
7	17	27
8	18	28
9	19	29
10	20	30